

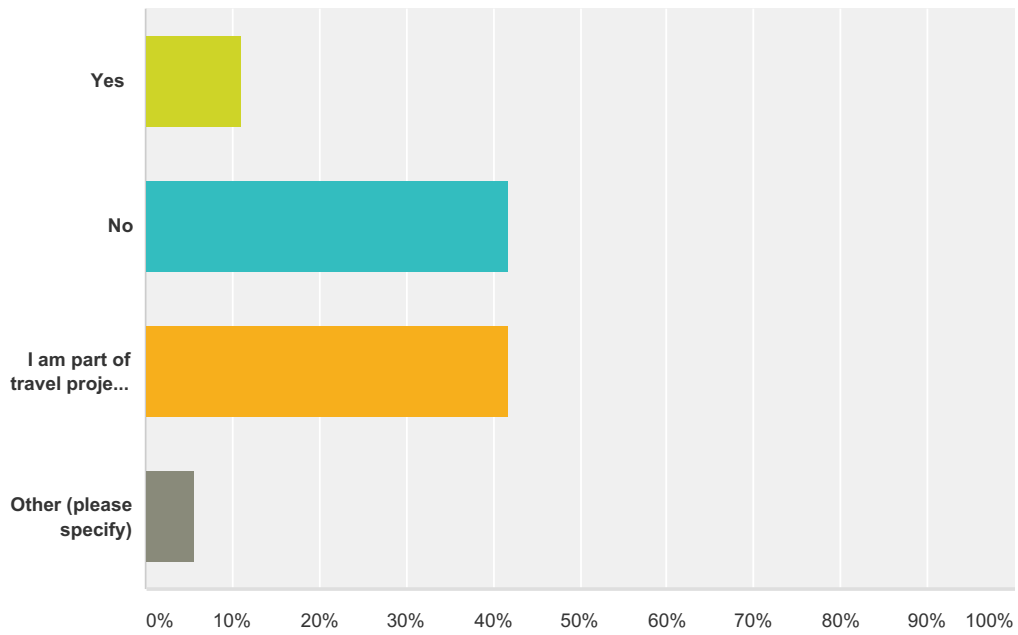
## Q1 Address

Answered: 36 Skipped: 0

Answer Choices	Responses	
Name	100.00%	36
Job title	100.00%	36
Job role	77.78%	28
Organisation	97.22%	35
City/Town	0.00%	0
State/Province	0.00%	0
ZIP/Postal Code	0.00%	0
Country	0.00%	0
Email Address	100.00%	36
Phone Number	47.22%	17

## Q2 Are you responsible for transport & travel?

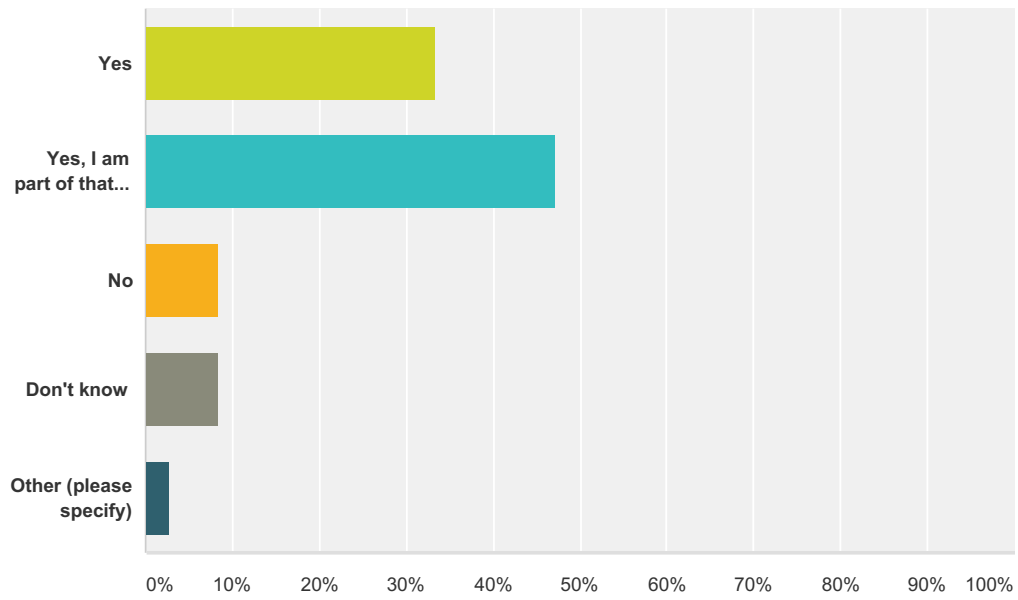
Answered: 36 Skipped: 0



Answer Choices	Responses
Yes	11.11% 4
No	41.67% 15
I am part of travel project team	41.67% 15
Other (please specify)	5.56% 2
<b>Total</b>	<b>36</b>

### Q3 Do you have a group looking at travel and carparking within your Trust?

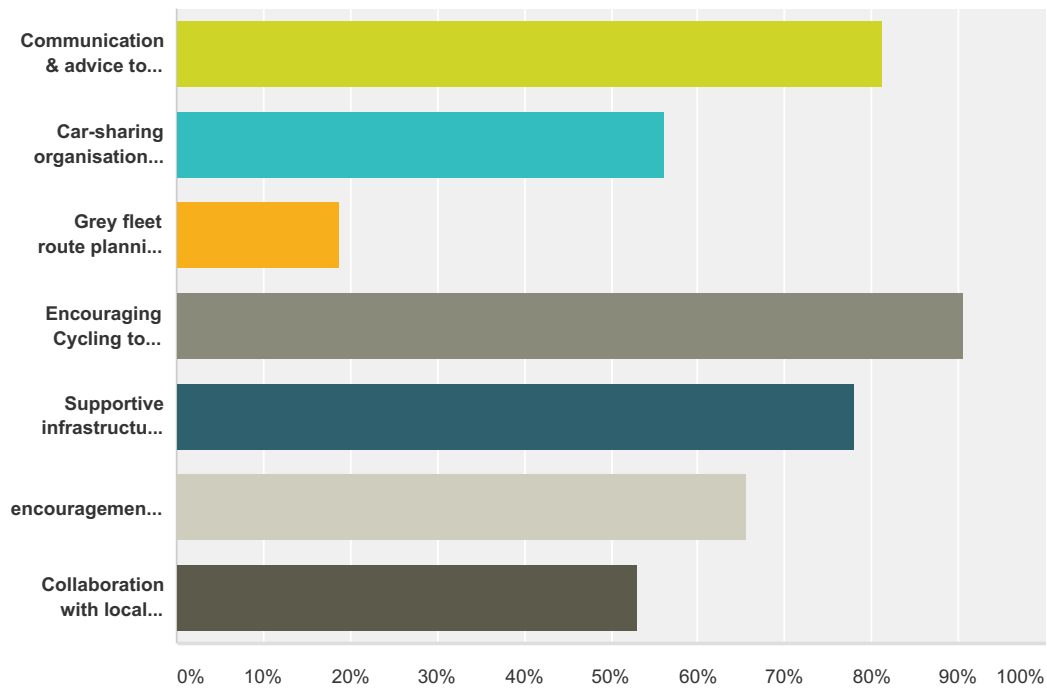
Answered: 36 Skipped: 0



Answer Choices	Responses
Yes	33.33% 12
Yes, I am part of that group	47.22% 17
No	8.33% 3
Don't know	8.33% 3
Other (please specify)	2.78% 1
<b>Total</b>	<b>36</b>

### Q4 If your Trust has a travel plan, does it contain the following elements?

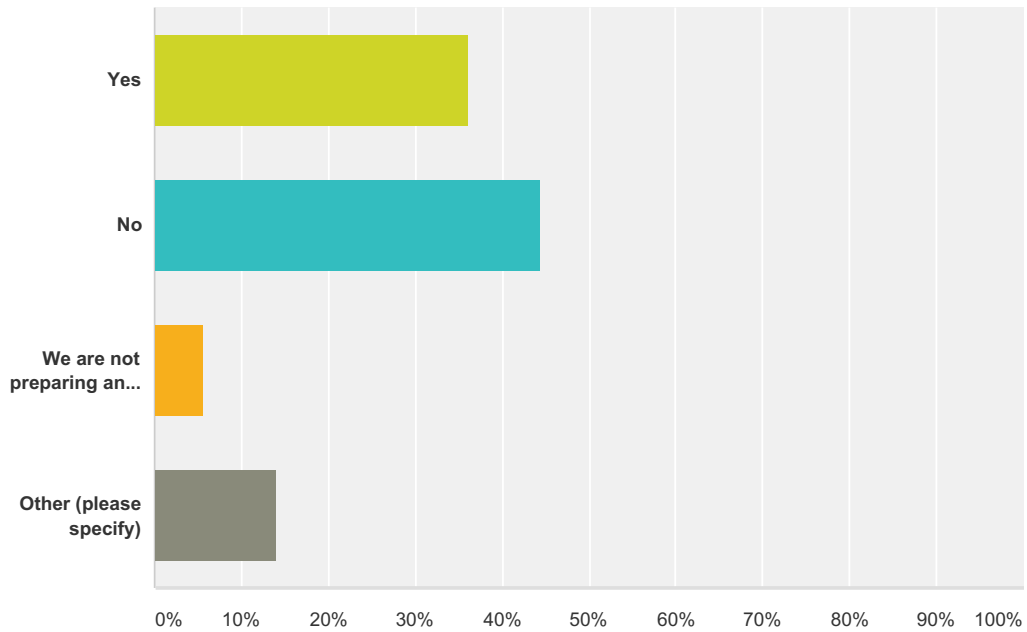
Answered: 32 Skipped: 4



Answer Choices	Responses
Communication & advice to staff re alternative modes of transport and benefits of cycling/walking	81.25% 26
Car-sharing organisation/on-line system	56.25% 18
Grey fleet route planning and/or advice on good driving style	18.75% 6
Encouraging Cycling to work	90.63% 29
Supportive infrastructure for cycling: secure cycle store, Showers	78.13% 25
encouragement and facilities for tele/video conferencing	65.63% 21
Collaboration with local transport partnership/companies re route planning and positioning of bus stops	53.13% 17
<b>Total Respondents: 32</b>	

### Q5 Do you monitor or track how many patients, staff and visitors use public transport or drive to the Trust?

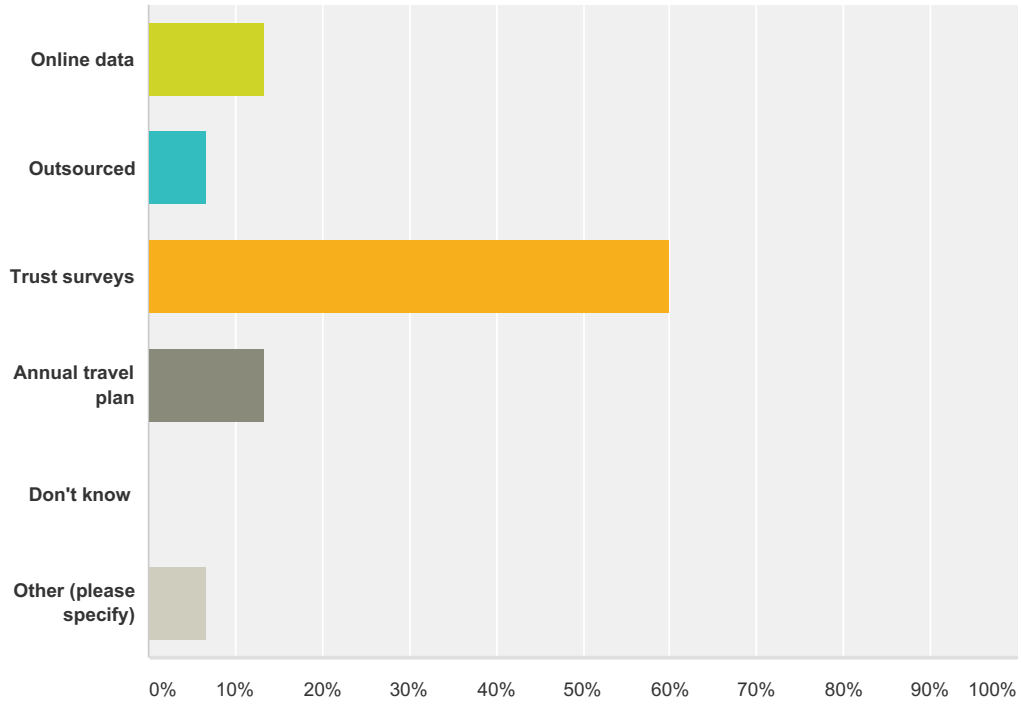
Answered: 36 Skipped: 0



Answer Choices	Responses
Yes	36.11% 13
No	44.44% 16
We are not preparing any business cases of this sort	5.56% 2
Other (please specify)	13.89% 5
<b>Total</b>	<b>36</b>

### Q6 If yes, how are you monitoring it?

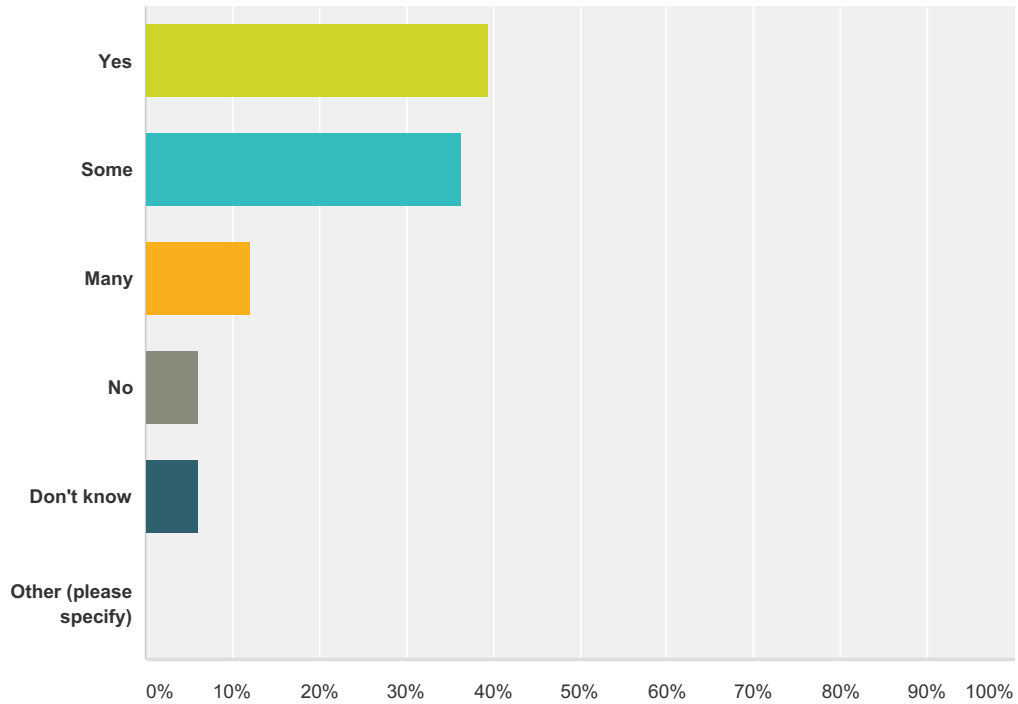
Answered: 15 Skipped: 21



Answer Choices	Responses
Online data	13.33% 2
Outsourced	6.67% 1
Trust surveys	60.00% 9
Annual travel plan	13.33% 2
Don't know	0.00% 0
Other (please specify)	6.67% 1
<b>Total</b>	<b>15</b>

### Q7 Do you feel that there are a certain number of people locally who don't need to drive to work, could travel a different way or park in a different place?

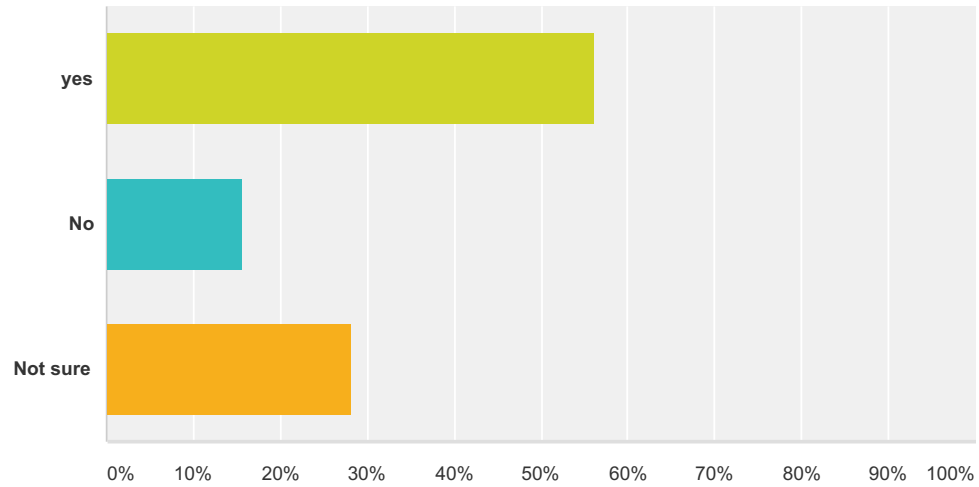
Answered: 33 Skipped: 3



Answer Choices	Responses
Yes	39.39% 13
Some	36.36% 12
Many	12.12% 4
No	6.06% 2
Don't know	6.06% 2
Other (please specify)	0.00% 0
<b>Total</b>	<b>33</b>

**Q8 Do you need to reduce the number of vehicles parking and to introduce a sustainable parking permit system with allocated bays for both staff and patients/service users?**

Answered: 32 Skipped: 4

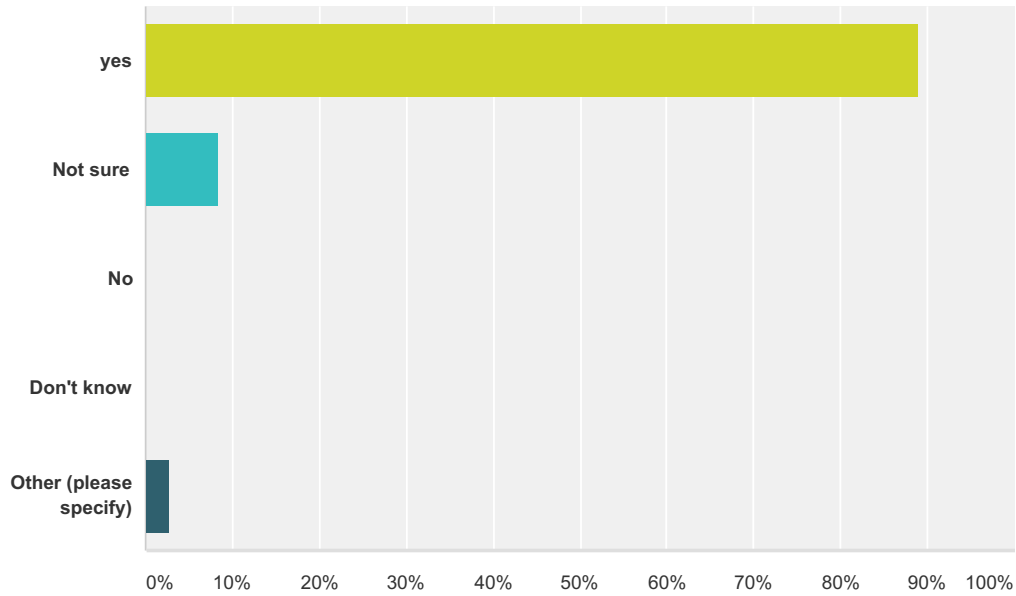


Answer Choices	Responses
yes	56.25% 18
No	15.63% 5
Not sure	28.13% 9
<b>Total</b>	<b>32</b>



**Q9 Does the Trust want to encourage those who lived locally to walk, cycle or get public transport to their sites to both relieve the pressure on parking and encourage active travel.**

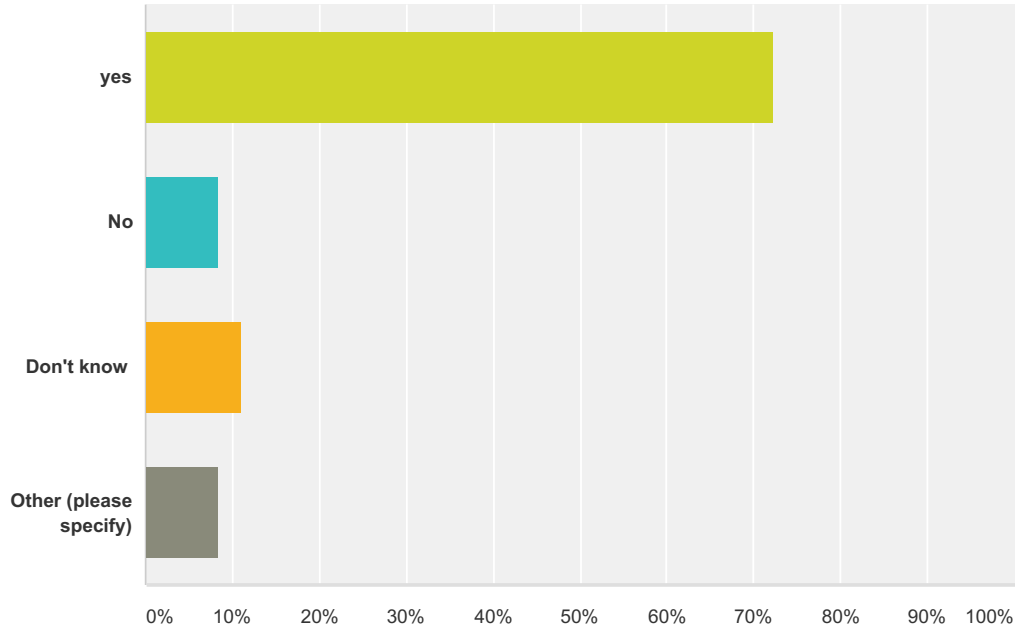
Answered: 36 Skipped: 0



Answer Choices	Responses	
yes	88.89%	32
Not sure	8.33%	3
No	0.00%	0
Don't know	0.00%	0
Other (please specify)	2.78%	1
<b>Total</b>		<b>36</b>

### Q10 Can you easily evaluate the alternative travel routes and the availability of public transport to inform staff of their choices?

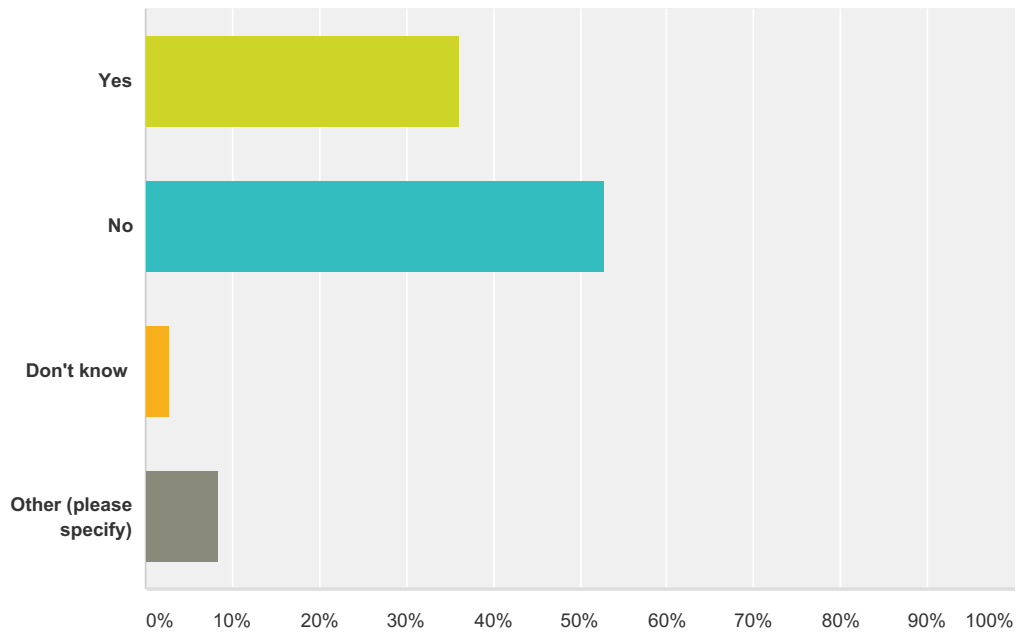
Answered: 36 Skipped: 0



Answer Choices	Responses
yes	72.22% 26
No	8.33% 3
Don't know	11.11% 4
Other (please specify)	8.33% 3
<b>Total</b>	<b>36</b>

### Q11 Is the Trust car-parking contracted out?

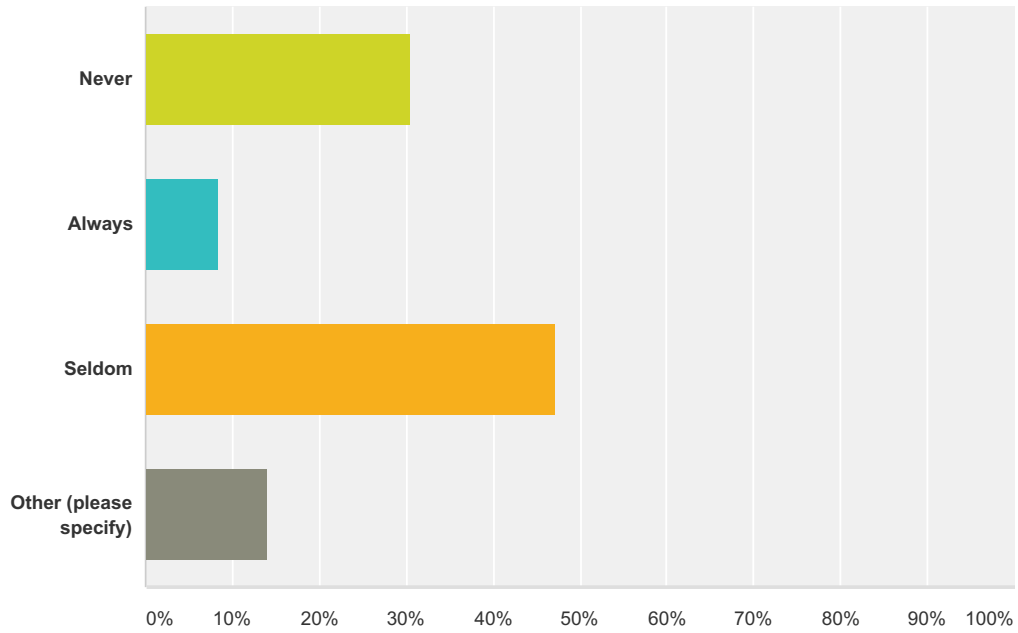
Answered: 36 Skipped: 0



Answer Choices	Responses
Yes	36.11% 13
No	52.78% 19
Don't know	2.78% 1
Other (please specify)	8.33% 3
<b>Total</b>	<b>36</b>

### Q12 Is there sufficient space in the carpark?

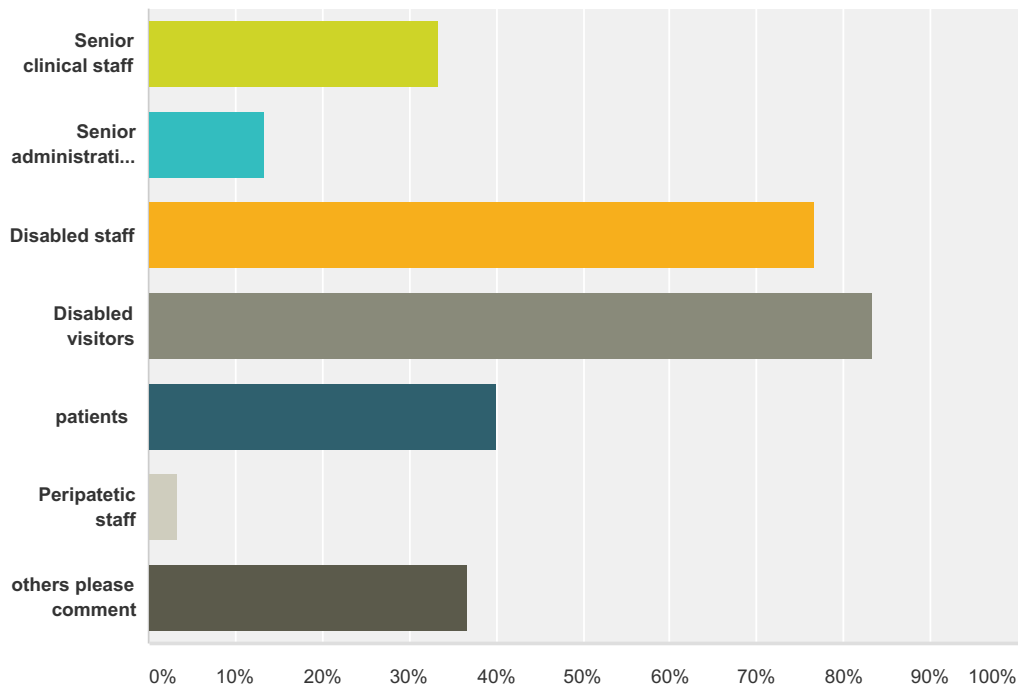
Answered: 36 Skipped: 0



Answer Choices	Responses
Never	30.56% 11
Always	8.33% 3
Seldom	47.22% 17
Other (please specify)	13.89% 5
<b>Total</b>	<b>36</b>

### Q13 Are there are reserved spaces for certain people?

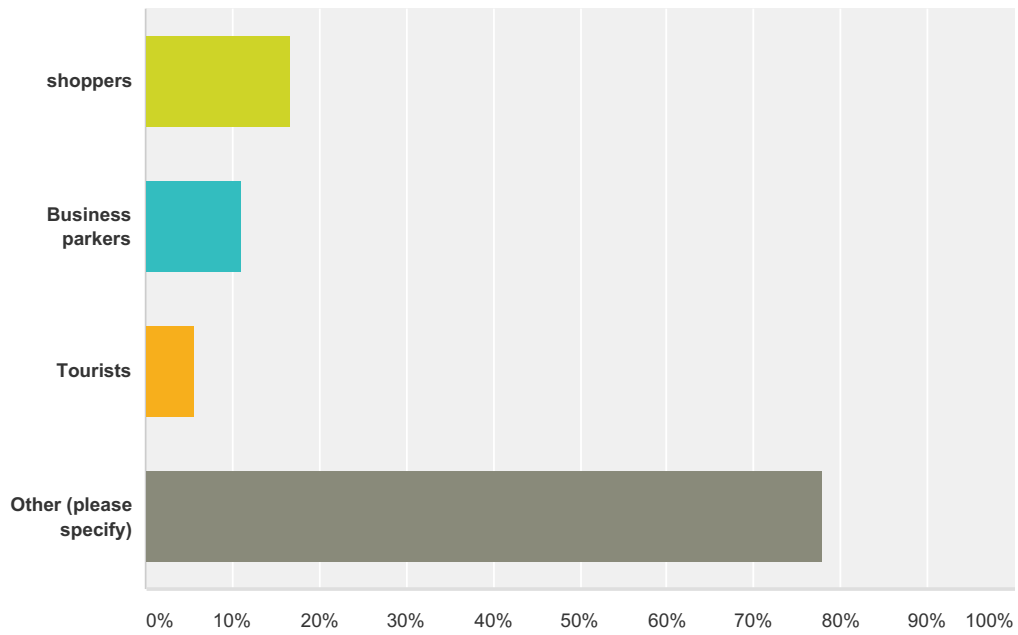
Answered: 30 Skipped: 6



Answer Choices	Responses
Senior clinical staff	33.33% 10
Senior administrative staff	13.33% 4
Disabled staff	76.67% 23
Disabled visitors	83.33% 25
patients	40.00% 12
Peripatetic staff	3.33% 1
others please comment	36.67% 11
<b>Total Respondents: 30</b>	

### Q14 Is the carpark be used by non-hospital parkers?

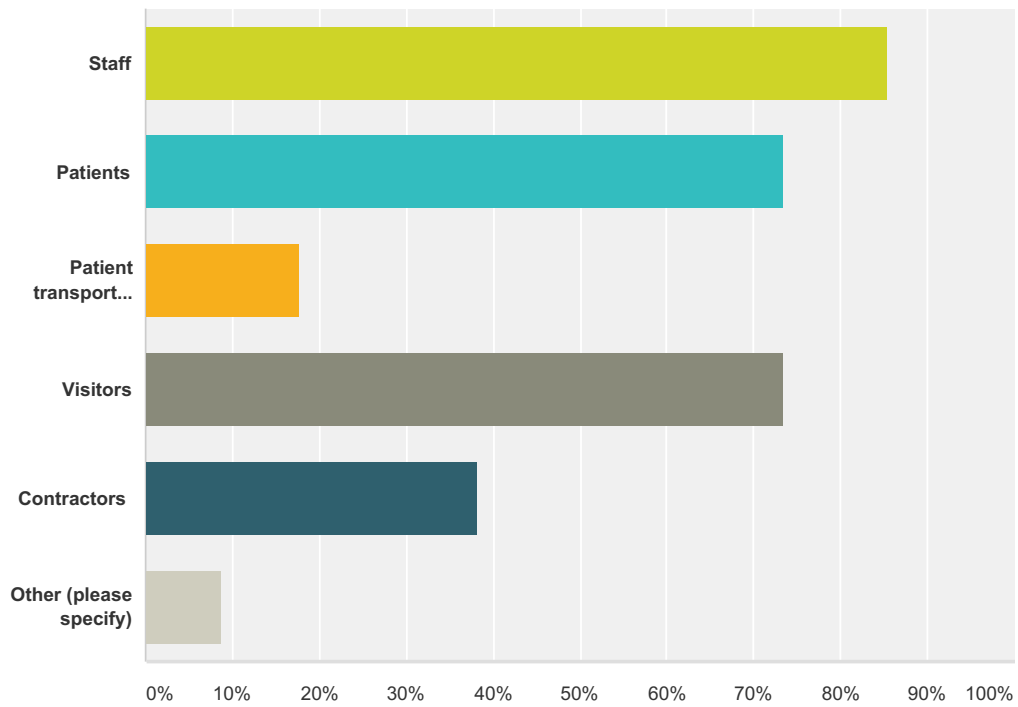
Answered: 18 Skipped: 18



Answer Choices	Responses
shoppers	16.67% 3
Business parkers	11.11% 2
Tourists	5.56% 1
Other (please specify)	77.78% 14
<b>Total Respondents: 18</b>	

### Q15 Do you have complaints about lack of space from?

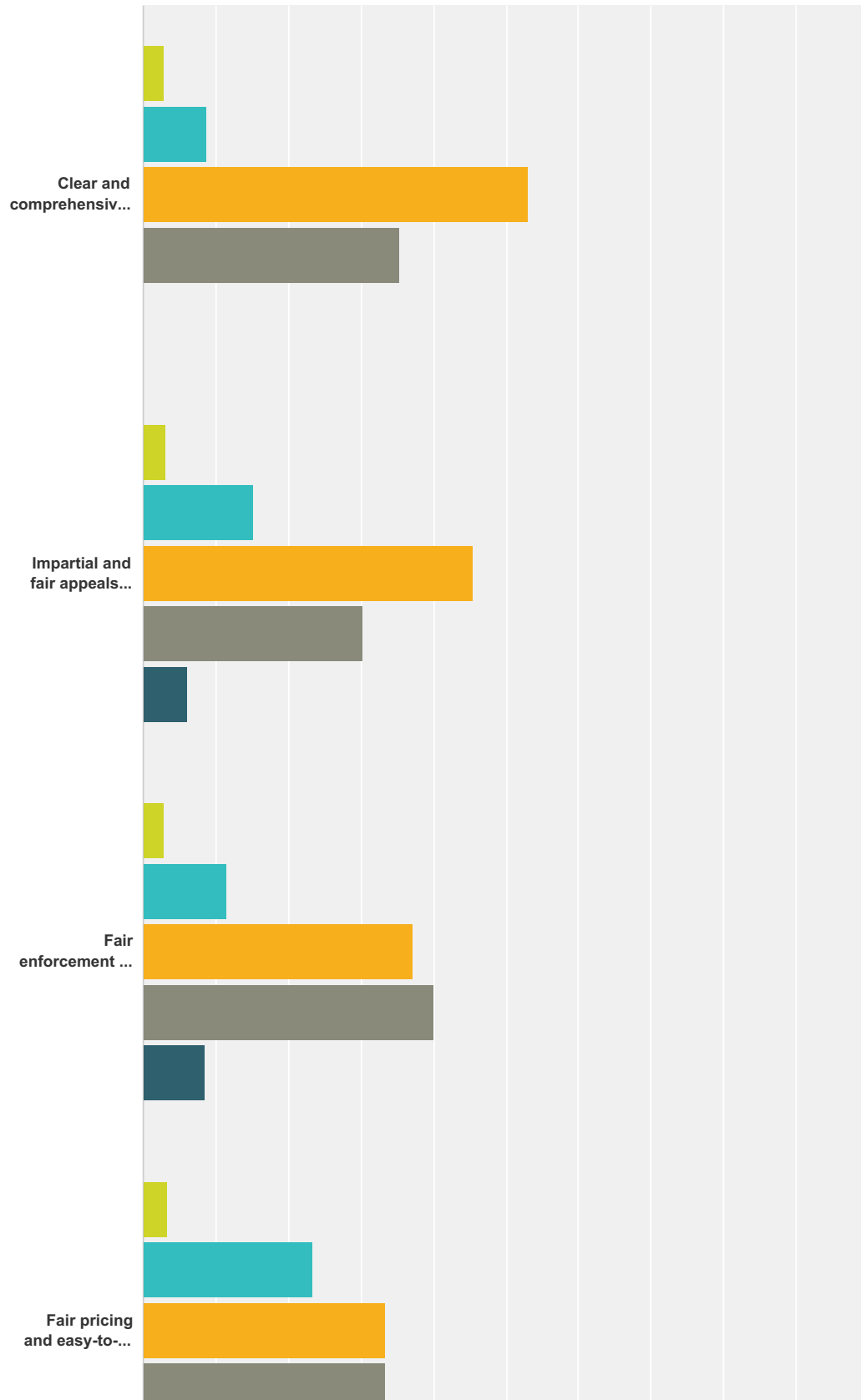
Answered: 34 Skipped: 2



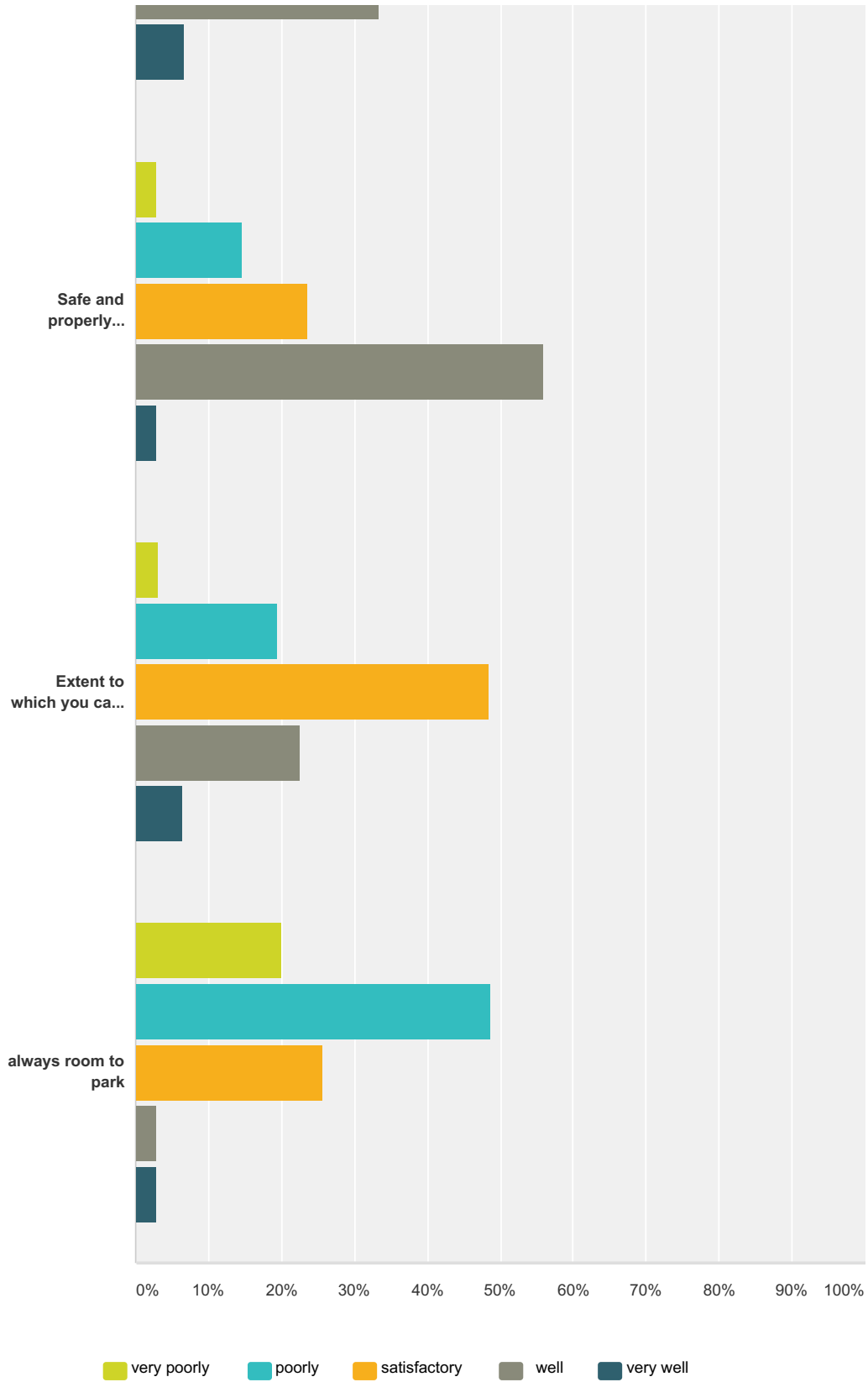
Answer Choices	Responses
Staff	85.29% 29
Patients	73.53% 25
Patient transport personnel	17.65% 6
Visitors	73.53% 25
Contractors	38.24% 13
Other (please specify)	8.82% 3
<b>Total Respondents: 34</b>	

### Q16 How well does your parking satisfy user expectations

Answered: 35 Skipped: 1





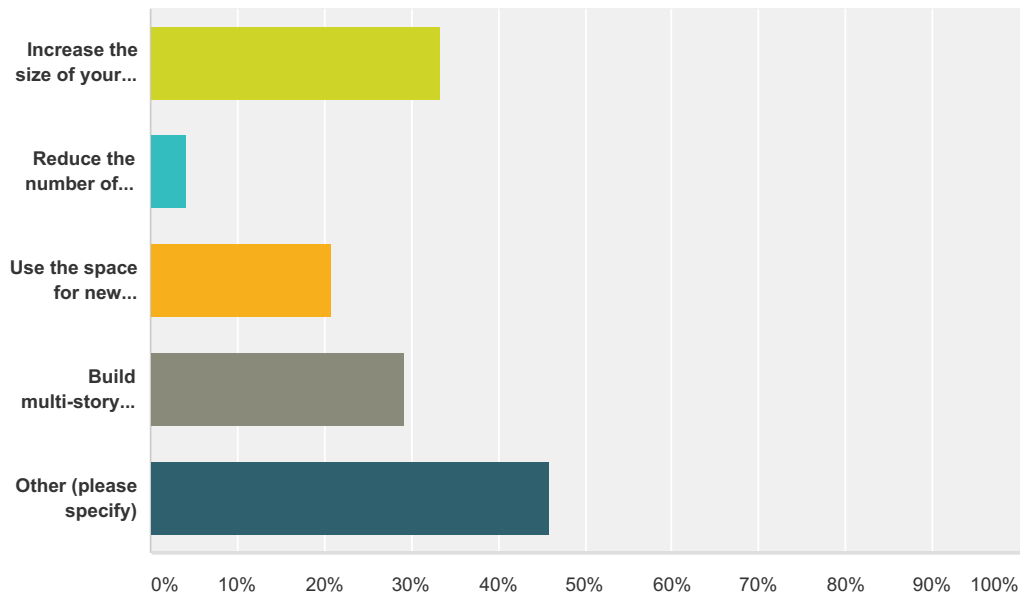


	very poorly	poorly	satisfactory	well	very well	Total
Clear and comprehensive parking information	2.94% 1	8.82% 3	52.94% 18	35.29% 12	0.00% 0	34

Impartial and fair appeals service, accessible to all	<b>3.03%</b> 1	<b>15.15%</b> 5	<b>45.45%</b> 15	<b>30.30%</b> 10	<b>6.06%</b> 2	33
Fair enforcement of parking terms and conditions	<b>2.86%</b> 1	<b>11.43%</b> 4	<b>37.14%</b> 13	<b>40.00%</b> 14	<b>8.57%</b> 3	35
Fair pricing and easy-to-use payment services	<b>3.33%</b> 1	<b>23.33%</b> 7	<b>33.33%</b> 10	<b>33.33%</b> 10	<b>6.67%</b> 2	30
Safe and properly maintained parking facilities	<b>2.94%</b> 1	<b>14.71%</b> 5	<b>23.53%</b> 8	<b>55.88%</b> 19	<b>2.94%</b> 1	34
Extent to which you can control contracted services	<b>3.23%</b> 1	<b>19.35%</b> 6	<b>48.39%</b> 15	<b>22.58%</b> 7	<b>6.45%</b> 2	31
always room to park	<b>20.00%</b> 7	<b>48.57%</b> 17	<b>25.71%</b> 9	<b>2.86%</b> 1	<b>2.86%</b> 1	35

### Q17 Have you any plans to?

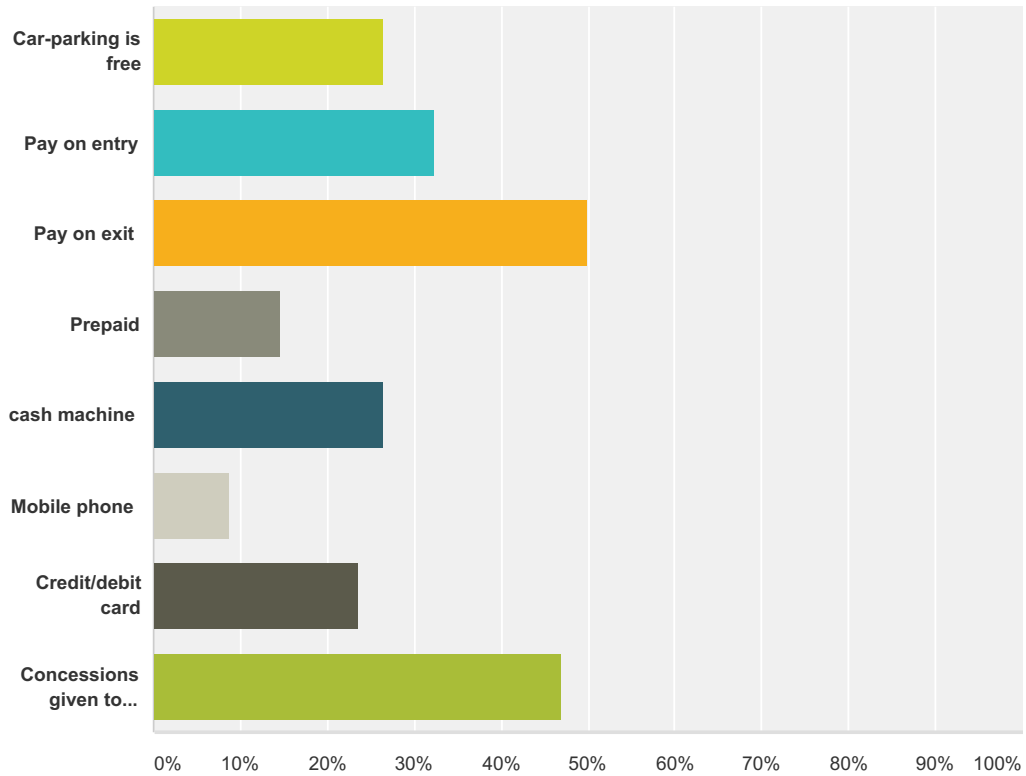
Answered: 24 Skipped: 12



Answer Choices	Responses
Increase the size of your car-parks	33.33% 8
Reduce the number of car-parking spaces	4.17% 1
Use the space for new clinical facilities	20.83% 5
Build multi-story car-parking	29.17% 7
Other (please specify)	45.83% 11
<b>Total Respondents: 24</b>	

### Q18 How can people pay for car parking?

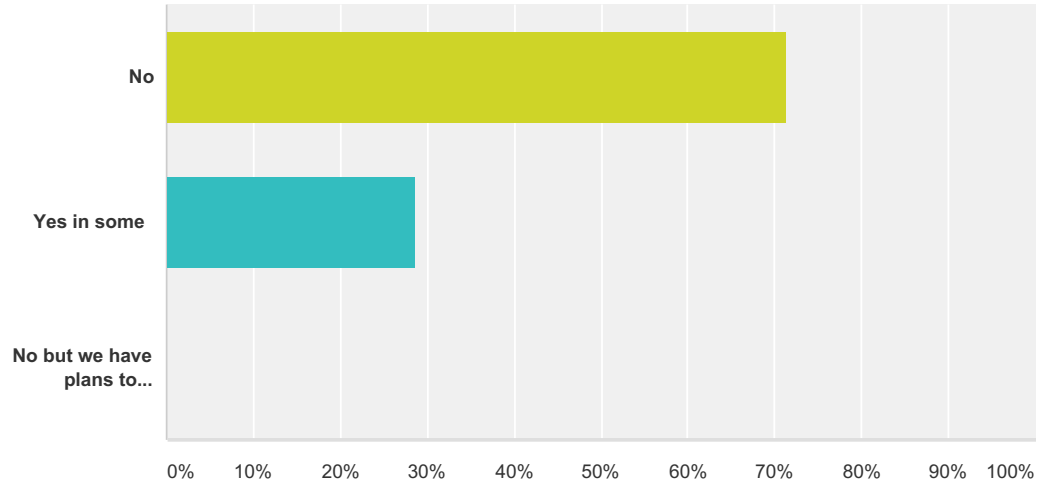
Answered: 34 Skipped: 2



Answer Choices	Responses
Car-parking is free	26.47% 9
Pay on entry	32.35% 11
Pay on exit	50.00% 17
Prepaid	14.71% 5
cash machine	26.47% 9
Mobile phone	8.82% 3
Credit/debit card	23.53% 8
Concessions given to frequent patients.	47.06% 16
<b>Total Respondents: 34</b>	

### Q19 Do you have a number plate recognition system operating in your car parks?

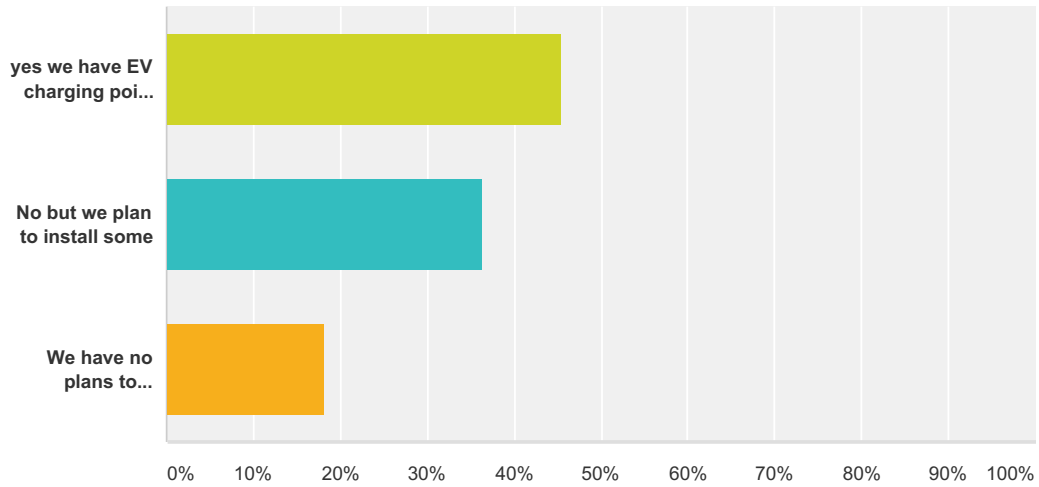
Answered: 35 Skipped: 1



Answer Choices	Responses
No	71.43% 25
Yes in some	28.57% 10
No but we have plans to install one	0.00% 0
<b>Total</b>	<b>35</b>

### Q20 Do you have or plan to have electric charging points on site?

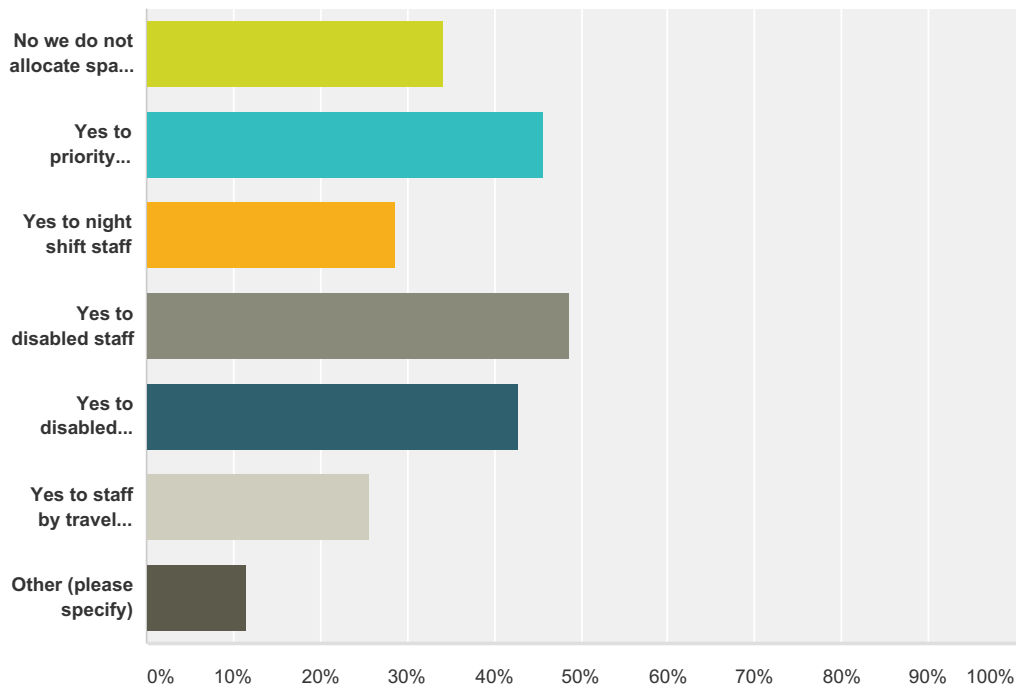
Answered: 33 Skipped: 3



Answer Choices	Responses
yes we have EV charging points	45.45% 15
No but we plan to install some	36.36% 12
We have no plans to install EV charging points	18.18% 6
<b>Total</b>	<b>33</b>

### Q21 Do you currently allocate spaces based on?

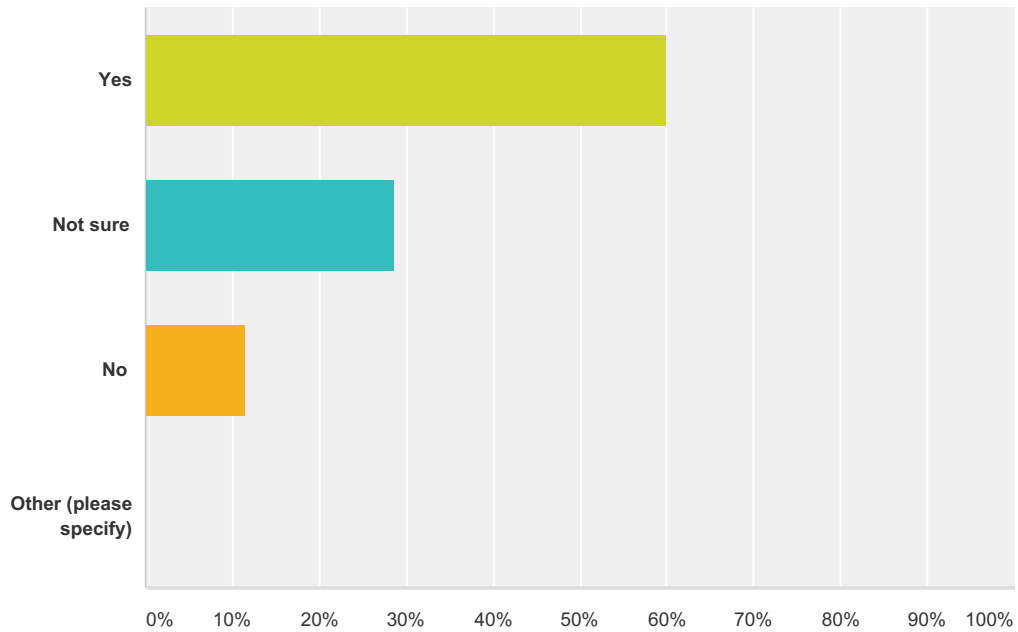
Answered: 35 Skipped: 1



Answer Choices	Responses	
No we do not allocate spaces	34.29%	12
Yes to priority clinical staff	45.71%	16
Yes to night shift staff	28.57%	10
Yes to disabled staff	48.57%	17
Yes to disabled patients/visitors	42.86%	15
Yes to staff by travel distance	25.71%	9
Other (please specify)	11.43%	4
<b>Total Respondents: 35</b>		

### Q22 Would you like to find out more about possible solutions to improve your travel and parking arrangements?

Answered: 35 Skipped: 1



Answer Choices	Responses
Yes	60.00% 21
Not sure	28.57% 10
No	11.43% 4
Other (please specify)	0.00% 0
<b>Total</b>	<b>35</b>